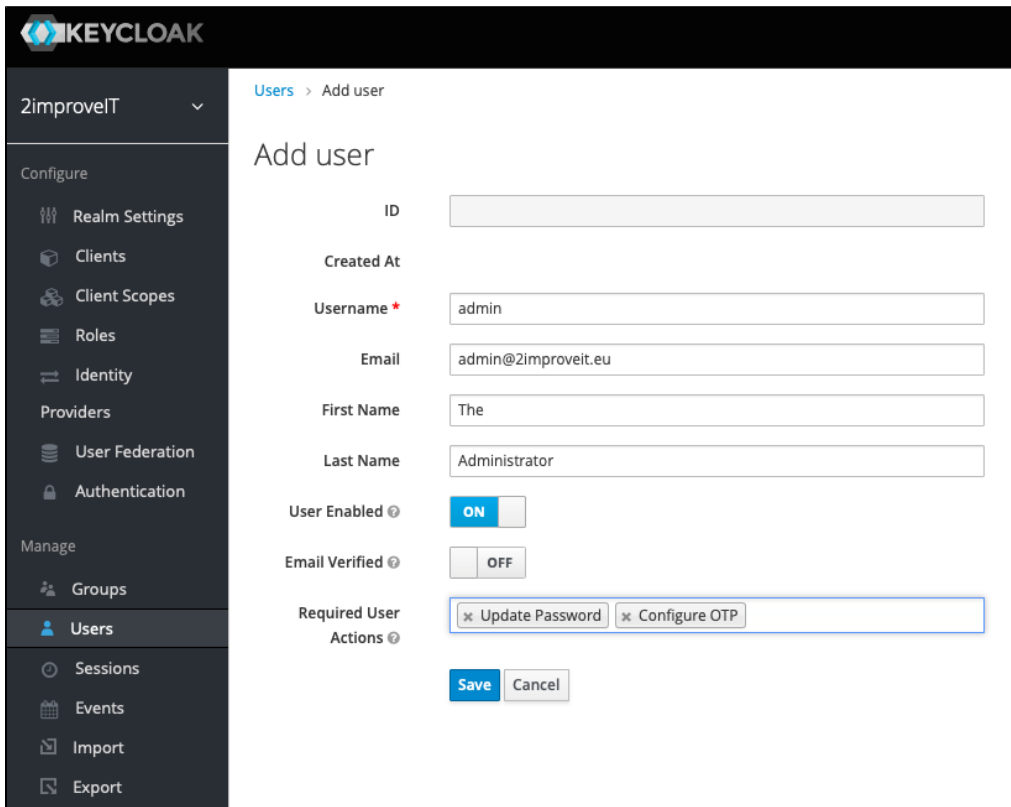


1. Create a user in Keycloak

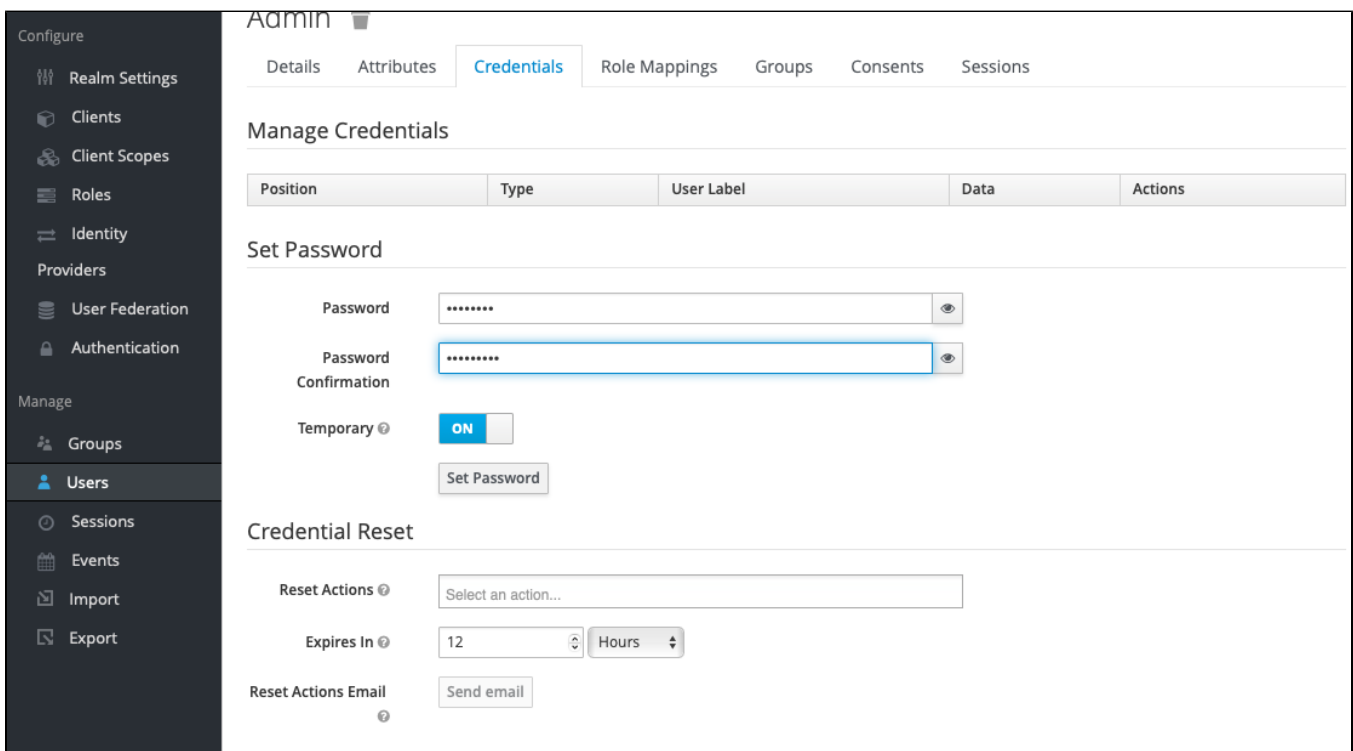
Open you realm, Select Users and create a new User

For 2 Factor Authentication : e.g. Select **Configure OTP** and **Update Password**



The screenshot shows the Keycloak 'Add user' form. The left sidebar contains navigation links for 'Configure' (Realm Settings, Clients, Client Scopes, Roles, Identity, Providers, User Federation, Authentication) and 'Manage' (Groups, Users, Sessions, Events, Import, Export). The 'Users' link is selected. The main area is titled 'Add user' and contains the following fields: ID (empty), Created At (empty), Username (admin), Email (admin@2improveit.eu), First Name (The), Last Name (Administrator), User Enabled (ON), Email Verified (OFF), and Required User Actions (Update Password, Configure OTP). At the bottom are 'Save' and 'Cancel' buttons.


Save the user, select Credentials and create a temporary password




The screenshot shows the 'Admin' console with the 'Credentials' tab selected. The 'Manage Credentials' section displays a table with columns: Position, Type, User Label, Data, and Actions. Below this is the 'Set Password' section, which includes fields for Password and Password Confirmation (both masked with dots), a 'Temporary' toggle (ON), and a 'Set Password' button. The 'Credential Reset' section includes a 'Reset Actions' dropdown (Select an action...), an 'Expires In' field (12 Hours), and a 'Reset Actions Email' button (Send email).

The next time the User logs in, he will need to setup OTP and a new password

Mobile Authenticator Setup

 You need to set up Mobile Authenticator to activate your account.

1. Install one of the following applications on your mobile:
FreeOTP
Google Authenticator
2. Open the application and scan the barcode:

[Unable to scan?](#)
3. Enter the one-time code provided by the application and click Submit to finish the setup.
Provide a Device Name to help you manage your OTP devices.

One-time code *

515949


Device Name

iPhone

Submit

2IMPROVEIT


Update password

 You need to change your password to activate your account.

New Password

Confirm password

*****|



Submit